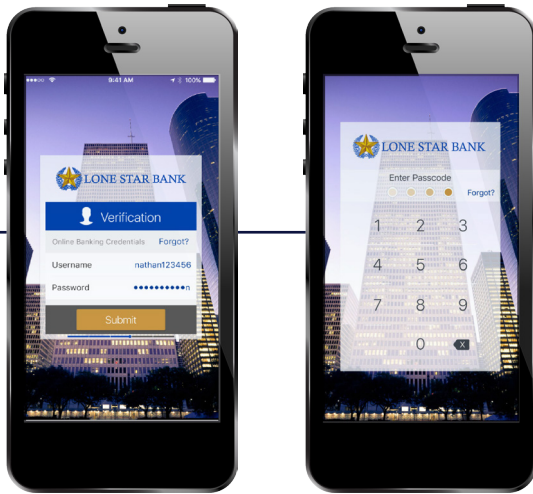


Once the app is downloaded, there will be a prompt asking you to input the Net Teller ID and password.

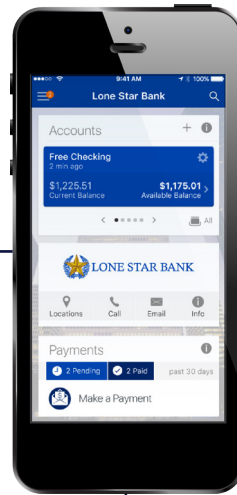
Following that, you will be asked to create a 4-digit passcode for your mobile app.



After the passcode is created, you will be guided through a welcome screen on general functions of the app.

If you have questions or need any additional help, please stop by or contact a representative from your local branch and they will gladly assist you.

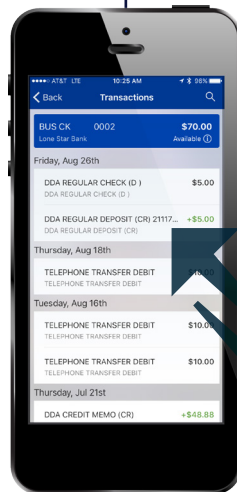
ONLINE ACCOUNT INFORMATION



See all LSB accounts
Check balances
View Transactions
Locate banking locations

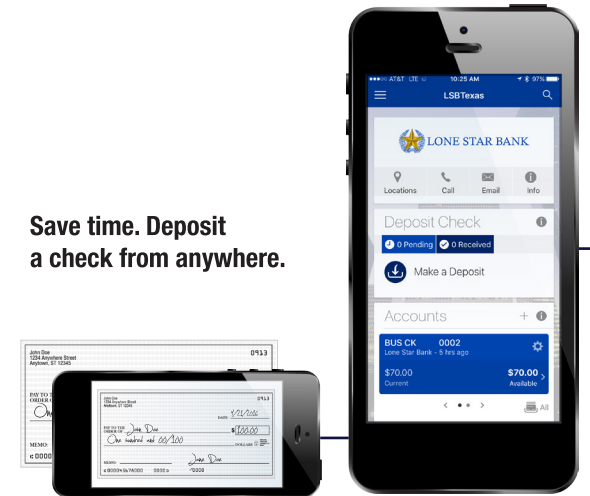
PERSON TO PERSON TRANSFER

Transfer to another bank via LSB iPay.



DEPOSIT CHECKS WITH RDA

Save time. Deposit a check from anywhere.



PAY BILLS

Save time and paper by paying your bills through LSB iPay.

